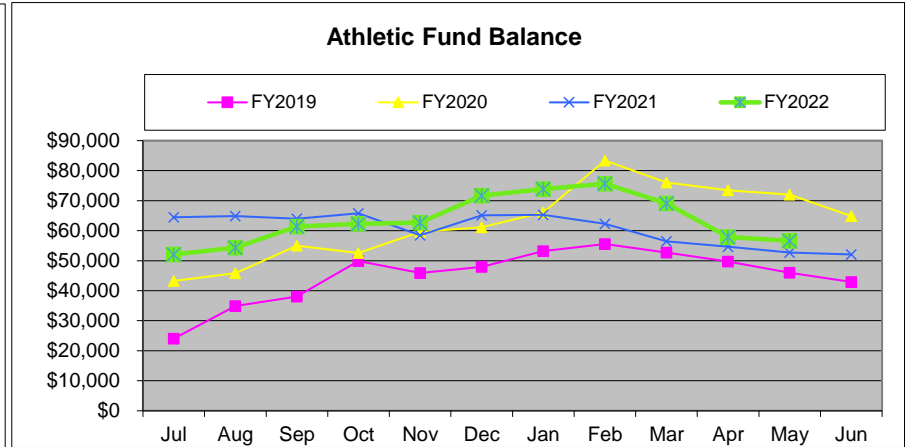
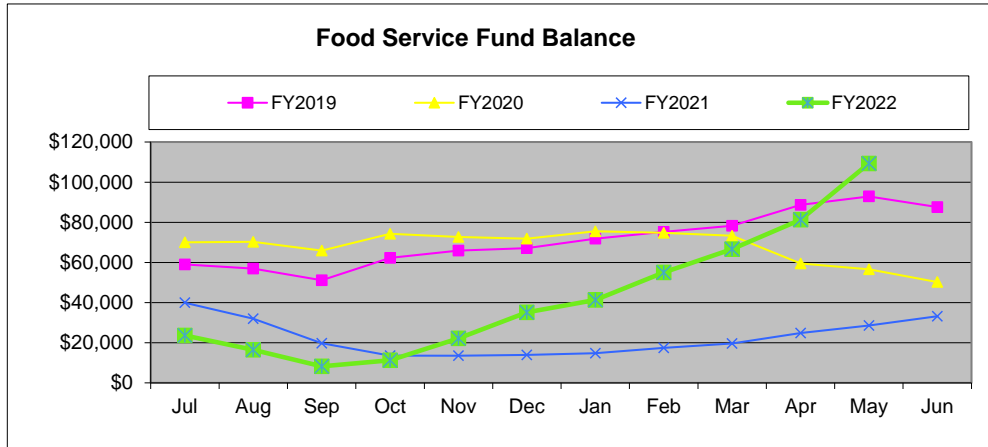
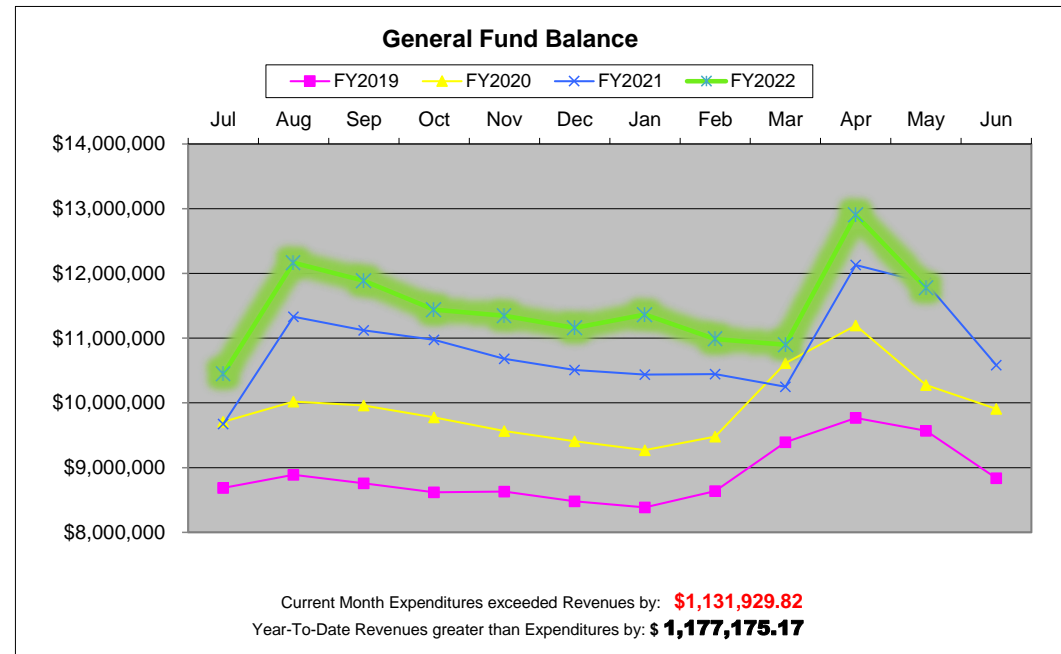


**Lucas Local Schools**  
Monthly Finance Report  
For the period ending: MAY 2022



<b>PERMANENT IMPROVEMENT FUND (003):</b>	<b>\$ 1,022,602.64</b>
<b>CAPITAL PROJECTS FUND (070):</b>	<b>\$2,111,790.40</b>
<b>Expenditures Current Month:</b>	
GARMANN-MILLER & ASSOC	\$ 2,627.00
<b>Total</b>	<b>\$ 2,627.00</b>
<b>Open Purchase Orders:</b>	
GARMANN-MILLER & ASSOC. (FUND 003) PO#5220500 (TRACK PROJECT) includes an asphalt core service	\$ 4,260.00
HAMMETT ASPHALT PAVING INC (FUND 003) PO#5220606	\$ 124,970.00
<b>Total</b>	<b>\$ 129,230.00</b>
<b>Amount Available for Projects:</b>	<b>\$ 3,005,163.04</b>



Current Month Expenditures exceeded Revenues by: **\$1,131,929.82**  
Year-To-Date Revenues greater than Expenditures by: **\$ 1,177,175.17**

General Fund Information:  
Last Year ending cash balance June 30, 2021: \$10,583,589 Actual (updated 6/30/2021)  
Forecasted Ending cash balance June 30, 2022: \$11,865,207 updated 05/18/2021  
Forecasted Ending cash balance June 30, 2023: \$12,529,341 updated 05/18/2021  
Forecasted Ending cash balance June 30, 2024: \$ 12,648,014 updated 05/18/2021  
Forecasted Ending cash balance June 30, 2025: \$ 12,756,284 updated 05/18/2021

Gross Depository Balances:

Richland Bank General	\$149,128.58
Richland Bank Sweep	\$424,024.98
Richland Bank Payment	\$1,248.48
Richland Bank MM Savings	\$558,678.40
Star Ohio	\$10,274,074.67
Richland Bank Athletic	\$1,681.50

Total Depository Balances (Gross) \$11,408,836.61

Adjustments to Bank Balance:

Cash in Transit to Bank	\$0.00
Outstanding Checks	(\$60,939.78)
Adjustments:	
Athletic Checking	(\$1,681.50)

Total Adjustments to Bank Balance (\$62,621.28)

Investments:

Treasury Bonds and Notes	\$0.00
Certificate of Deposits	\$0.00
Other Securities	\$0.00
Other Investments:	
Richland Bank Investments (Cost Basis)	\$3,940,775.50

Total Investments \$3,940,775.50

Cash on Hand:

Petty Cash:	
BOARD OFFICE & ELEM PETTY CASH	\$100.00
HS & STUDENT ACT PETTY CASH	\$100.00
Change Cash:	
Cash with Fiscal Agent	\$0.00

Total Cash on Hand \$200.00

Total Balances \$15,287,190.83

Total Fund Balance \$15,287,190.83

Depository Clearance Accounts:

Total Clearance Account Balances \$0.00

Treasurer

## LUCAS LOCAL SCHOOL DISTRICT

### Cash Summary Report

FUND/SCC	Description	Initial Cash	MTD Received	FYTD Received	MTD Expended	FYTD Expended	Fund Balance	Encumbrance	Unencumbered Balance
001-0000	GENERAL FUND	\$ 10,583,589.32	\$ 0.00	\$ 7,729,226.39	\$ 0.00	\$ 6,625,709.62	\$ 11,687,106.09	\$ 516,825.99	\$ 11,170,280.10
001-9003	ECONOMIC DISADVANTAGED	14,345.63	0.00	53,321.45	0.00	980.00	66,687.08	0.00	66,687.08
001-9300	CASINO REVENUES SET ASIDE	(1,620.63)	0.00	32,755.96	0.00	11,439.01	19,696.32	9,558.96	10,137.36
003-9096	PERMANENT IMPROVEMENT	1,024,456.64	0.00	0.00	0.00	1,854.00	1,022,602.64	133,786.00	888,816.64
006-0000	FOOD SERVICES FUND	33,203.62	0.00	289,993.98	0.00	213,869.61	109,327.99	22,146.10	87,181.89
007-9001	SPECIAL TRUST - ELEM FACULTY	794.05	0.00	26.46	0.00	167.00	653.51	0.00	653.51
007-9003	SPECIAL TRUST - M.S. & H.S. FACULTY	157.02	0.00	25.30	0.00	65.00	117.32	0.00	117.32
007-9004	Cathy Gilbert Memorial	1,884.22	0.00	3.98	0.00	0.00	1,888.20	0.00	1,888.20
007-9011	MICHAEL C. FANELLO MEMORIAL SCHOLARSHIP	20,386.41	0.00	41.27	0.00	1,000.00	19,427.68	0.00	19,427.68
008-9095	ENDOWMENT FUND	9,787.74	0.00	20.64	0.00	0.00	9,808.38	0.00	9,808.38
008-9096	Scholarship fund Shelby Cooper	0.00	0.00	2,000.00	0.00	2,000.00	0.00	0.00	0.00
008-9099	ENDOWMENT-CHRISTINE WYKA SCHOLARSHIP	22,385.52	0.00	10,065.09	0.00	0.00	32,450.61	0.00	32,450.61
008-9100	LSSF SCHOLARSHIP FUND	5,000.33	0.00	1.14	0.00	5,000.00	1.47	0.00	1.47
018-9001	PUBLIC SCHOOL SUPPORT FUND - ELEMENTARY	7,596.25	0.00	1,716.73	0.00	1,863.83	7,449.15	40.00	7,409.15
018-9002	PUBLIC SCHOOL SUPPORT FUND - MIDDLE SCHOOL	1,427.70	0.00	298.95	0.00	749.15	977.50	500.00	477.50
018-9003	PUBLIC SCHOOL SUPPORT FUND - HIGH SCHOOL	3,322.22	0.00	1,704.29	0.00	1,265.34	3,761.17	475.00	3,286.17
018-9004	SUPT/TREAS FLOWER/FUNDRSR	20.88	0.00	135.00	0.00	134.90	20.98	0.00	20.98
019-9105	PARK NATIONAL BANK TEACHER GRANT M. WARNER	250.00	0.00	0.00	0.00	0.00	250.00	0.00	250.00
019-9501	Academic Booster's Mini Grant	1,057.74	0.00	250.00	0.00	0.00	1,307.74	0.00	1,307.74
019-9700	LUCAS LOCAL SCHOOL SUSTAINING FUND	10,023.18	0.00	50,173.92	0.00	43,459.00	16,738.10	7,182.01	9,556.09
020-0000	FARM	2,248.16	0.00	0.00	0.00	0.00	2,248.16	0.00	2,248.16
070-9021	CAPITAL PROJECTS FUND	1,000,000.00	0.00	1,111,790.40	0.00	0.00	2,111,790.40	0.00	2,111,790.40
200-9001	DRAMA CLUB-ELEMENTARY	86.56	0.00	0.00	0.00	0.00	86.56	0.00	86.56
200-9002	DRAMA CLUB-MIDDLE SCHOOL	665.08	0.00	0.00	0.00	0.00	665.08	0.00	665.08
200-9015	CLASS OF 2015	1,070.40	0.00	0.00	0.00	0.00	1,070.40	0.00	1,070.40
200-9016	CLASS OF 2016	1,679.92	0.00	0.00	0.00	1,679.92	0.00	0.00	0.00
200-9017	CLASS OF 2017	887.97	0.00	0.00	0.00	0.00	887.97	0.00	887.97
200-9018	CLASS OF 2018	1,112.23	0.00	0.00	0.00	0.00	1,112.23	0.00	1,112.23
200-9019	CLASS OF 2019	869.73	0.00	0.00	0.00	0.00	869.73	0.00	869.73
200-9020	CLASS OF 2020	0.00	0.00	0.00	0.00	0.00	0.00	0.00	0.00
200-9021	CLASS OF 2021	3,194.22	0.00	20.00	0.00	2,863.00	351.22	0.00	351.22
200-9022	CLASS OF 2022	1,073.84	0.00	3,137.81	0.00	2,545.00	1,666.65	500.00	1,166.65
200-9023	CLASS OF 2023	2,405.00	0.00	4,565.50	0.00	4,994.46	1,976.04	0.00	1,976.04
200-9024	CLASS OF 2024	620.00	0.00	740.00	0.00	0.00	1,360.00	0.00	1,360.00

As Of Period: 06/30/2022

## LUCAS LOCAL SCHOOL DISTRICT

### Cash Summary Report

FUND/SCC	Description	Initial Cash	MTD Received	FYTD Received	MTD Expended	FYTD Expended	Fund Balance	Encumbrance	Unencumbered Balance
200-9025	CLASS OF 2025	\$ 0.00	\$ 0.00	\$ 520.00	\$ 0.00	\$ 0.00	\$ 520.00	\$ 0.00	\$ 520.00
200-9026	CLASS OF 2025	0.00	0.00	0.00	0.00	0.00	0.00	0.00	0.00
200-9125	FRENCH CLUB	1,151.71	0.00	0.00	0.00	0.00	1,151.71	0.00	1,151.71
200-9128	SPANISH CLUB	713.25	0.00	0.00	0.00	0.00	713.25	0.00	713.25
200-9144	DESTINATION IMAGINATION	64.16	0.00	0.00	0.00	0.00	64.16	0.00	64.16
200-9330	F F A	10,430.03	0.00	7,309.21	0.00	5,293.90	12,445.34	0.00	12,445.34
200-9440	MUSIC ACTIVITIES	9,757.64	0.00	1,768.10	0.00	539.72	10,986.02	0.00	10,986.02
200-9470	CHOIR	300.00	0.00	280.54	0.00	0.00	580.54	0.00	580.54
200-9611	ELEM STUDENT COUNCIL	2,027.61	0.00	1,356.03	0.00	981.05	2,402.59	62.00	2,340.59
200-9612	MIDDLE SCHOOL STUDENT COUNCIL	2,401.08	0.00	209.00	0.00	40.00	2,570.08	0.00	2,570.08
200-9613	HS STUDENT COUNCIL	3,339.76	0.00	1,423.00	0.00	898.12	3,864.64	132.00	3,732.64
200-9680	YEARBOOK	9,154.14	0.00	2,883.00	0.00	800.25	11,236.89	0.00	11,236.89
200-9690	NEWSPAPER	621.59	0.00	0.00	0.00	0.00	621.59	0.00	621.59
200-9710	LUCAS ACADEMIC HONOR SOCIETY	374.16	0.00	665.84	0.00	1,040.00	0.00	0.00	0.00
200-9810	LUCAS SCHOOLS PEP CLUB	632.60	0.00	0.00	0.00	0.00	632.60	0.00	632.60
300-9001	ELEM/MS LIBRARY	5,920.34	0.00	9,651.47	0.00	3,509.71	12,062.10	5,110.38	6,951.72
300-9003	HS LIBRARY	934.32	0.00	49.46	0.00	0.00	983.78	0.00	983.78
300-9500	ATHLETIC	52,069.22	0.00	68,045.48	0.00	63,498.59	56,616.11	12,951.92	43,664.19
300-9510	ATHLETICS - HS FOOTBALL	4,075.50	0.00	18,326.40	0.00	2,583.30	19,818.60	5,782.43	14,036.17
300-9511	ATHLETICS - MS FOOTBALL	87.67	0.00	0.00	0.00	0.00	87.67	0.00	87.67
300-9520	ATHLETICS - BOYS HS BASKETBALL	938.99	0.00	245.00	0.00	1,028.00	155.99	0.00	155.99
300-9521	ATHLETICS - BOYS MS BASKETBALL	98.61	0.00	0.00	0.00	0.00	98.61	0.00	98.61
300-9525	ATHLETICS - GIRLS HS BASKETBALL	581.80	0.00	850.00	0.00	544.00	887.80	488.00	399.80
300-9526	ATHLETICS - GIRLS MS BASKETBALL	52.44	0.00	0.00	0.00	0.00	52.44	0.00	52.44
300-9528	ATHLETICS - WRESTLING	3,900.11	0.00	0.00	0.00	0.00	3,900.11	0.00	3,900.11
300-9530	ATHLETICS - BASEBALL	819.63	0.00	5,065.00	0.00	3,638.00	2,246.63	0.00	2,246.63
300-9540	ATHLETICS - SOFTBALL	2,884.27	0.00	1,156.00	0.00	1,854.80	2,185.47	0.00	2,185.47
300-9550	ATHLETICS - HS VOLLEYBALL	1,776.97	0.00	1,966.00	0.00	2,113.18	1,629.79	497.70	1,132.09
300-9551	ATHLETICS - MS VOLLEYBALL	0.00	0.00	0.00	0.00	0.00	0.00	0.00	0.00
300-9553	ATHLETICS - HS CHEERLEADING	0.00	0.00	6,021.82	0.00	2,958.54	3,063.28	0.00	3,063.28
300-9554	ATHLETICS - MS CHEERLEADING	107.80	0.00	0.00	0.00	0.00	107.80	0.00	107.80
300-9560	ATHLETICS - HS CROSS COUNTRY	743.34	0.00	142.00	0.00	141.00	744.34	0.00	744.34
300-9561	ATHLETICS - MS CROSS COUNTRY	220.11	0.00	0.00	0.00	0.00	220.11	0.00	220.11

## LUCAS LOCAL SCHOOL DISTRICT

### Cash Summary Report

FUND/SCC	Description	Initial Cash	MTD Received	FYTD Received	MTD Expended	FYTD Expended	Fund Balance	Encumbrance	Unencumbered Balance
300-9570	ATHLETICS - HS TRACK & FIELD	\$ 2,262.99	\$ 0.00	\$ 165.00	\$ 0.00	\$ 203.13	\$ 2,224.86	\$ 0.00	\$ 2,224.86
300-9571	ATHLETICS - MS TRACK & FIELD	0.00	0.00	0.00	0.00	0.00	0.00	0.00	0.00
451-9021	eTech Ohio Connectivity Subsidy	0.00	0.00	0.00	0.00	0.00	0.00	0.00	0.00
451-9022	eTech Ohio Connectivity Subsidy	0.00	0.00	5,400.00	0.00	0.00	5,400.00	0.00	5,400.00
467-9020	Student Wellness and Success Fund FY20	10,554.63	0.00	0.00	0.00	0.00	10,554.63	10,554.63	0.00
467-9021	Student Wellness and Success Fund FY21	97,890.75	0.00	0.00	0.00	79,422.69	18,468.06	0.00	18,468.06
467-9022	Student Wellness and Success Fund FY21	0.00	0.00	0.00	0.00	0.00	0.00	0.00	0.00
499-9020	SCHOOL SAFETY GRANT	0.00	0.00	0.00	0.00	0.00	0.00	0.00	0.00
499-9021	SCHOOL SAFETY GRANT	2,055.39	0.00	0.00	0.00	2,055.39	0.00	0.00	0.00
499-9121	School Bus Purchase Program	0.00	0.00	0.00	0.00	0.00	0.00	0.00	0.00
507-9021	ESSER (Elem & Sec School Emergency Relief)	0.00	0.00	0.00	0.00	0.00	0.00	0.00	0.00
507-9022	ESSER II	0.00	0.00	211,289.07	0.00	217,604.72	(6,315.65)	12,189.52	(18,505.17)
507-9023	ESSER II	0.00	0.00	0.00	0.00	0.00	0.00	0.00	0.00
507-9122	ARP ESSER	0.00	0.00	43,514.12	0.00	48,443.43	(4,929.31)	0.00	(4,929.31)
507-9123	ARP ESSER	0.00	0.00	0.00	0.00	0.00	0.00	0.00	0.00
508-9021	GEER (Governor's Emergency Education Relief)	0.00	0.00	0.00	0.00	0.00	0.00	0.00	0.00
510-9021	CRF (Coronavirus Relief Fund)	0.00	0.00	0.00	0.00	0.00	0.00	0.00	0.00
510-9121	BroadBand Ohio Connectivity Grant	0.00	0.00	10,799.82	0.00	10,799.82	0.00	0.00	0.00
510-9221	CRF Rich Cty Commisioners	0.00	0.00	0.00	0.00	0.00	0.00	0.00	0.00
516-9020	IDEA FY-2020	0.00	0.00	0.00	0.00	0.00	0.00	0.00	0.00
516-9021	IDEA FY-2021	0.00	0.00	9,132.78	0.00	9,132.78	0.00	0.00	0.00
516-9022	IDEA FY-2021	0.00	0.00	99,813.60	0.00	107,773.89	(7,960.29)	0.00	(7,960.29)
516-9023	IDEA FY-2021	0.00	0.00	0.00	0.00	0.00	0.00	0.00	0.00
572-9021	TITLE I FY-2021	0.00	0.00	(1,067.15)	0.00	(1,067.15)	0.00	0.00	0.00
572-9022	TITLE I FY-2021	0.00	0.00	48,337.53	0.00	54,441.31	(6,103.78)	0.00	(6,103.78)
572-9023	TITLE I FY-2021	0.00	0.00	0.00	0.00	0.00	0.00	0.00	0.00
572-9122	TITLE I DISADVANTAGED CHILDREN	0.00	0.00	2,079.29	0.00	2,079.29	0.00	0.00	0.00
584-9022	TITLE IV, PART A STUDENT SUPPORT AND ACADEM ENRICH	0.00	0.00	9,000.00	0.00	10,035.31	(1,035.31)	0.00	(1,035.31)
584-9023	TITLE IV, PART A STUDENT SUPPORT AND ACADEM ENRICH	0.00	0.00	0.00	0.00	0.00	0.00	0.00	0.00
587-9021	ECSE FY-2021	0.00	0.00	4,538.69	0.00	4,538.69	0.00	0.00	0.00
587-9022	ECSE FY-2021	0.00	0.00	2,253.92	0.00	2,253.92	0.00	0.00	0.00
587-9023	ECSE FY-2021	0.00	0.00	0.00	0.00	0.00	0.00	0.00	0.00
590-9021	TITLE II-A FY-2021	0.00	0.00	0.00	0.00	0.00	0.00	0.00	0.00
590-9022	TITLE II-A FY-2021	0.00	0.00	16,737.40	0.00	16,856.19	(118.79)	0.00	(118.79)

## LUCAS LOCAL SCHOOL DISTRICT Cash Summary Report

FUND/SCC	Description	Initial Cash	MTD Received	FYTD Received	MTD Expended	FYTD Expended	Fund Balance	Encumbrance	Unencumbered Balance
590-9023	TITLE II-A FY-2021	\$ 0.00	\$ 0.00	\$ 0.00	\$ 0.00	\$ 0.00	\$ 0.00	\$ 0.00	\$ 0.00
599-9021	TITLE IV-A Student Sprt & Acad Enrichment	0.00	0.00	0.00	0.00	0.00	0.00	0.00	0.00
599-9022	TITLE IV-A Student Sprt & Acad Enrichment	0.00	0.00	0.00	0.00	0.00	0.00	0.00	0.00
599-9023	TITLE IV-A Student Sprt & Acad Enrichment	0.00	0.00	0.00	0.00	0.00	0.00	0.00	0.00
599-9917	REAP 7/1/2021-09/30/2022	0.00	0.00	0.00	0.00	0.00	0.00	0.00	0.00
599-9920	EPA Clean Diesel Rebate Program CFDA 66.039	0.00	0.00	0.00	0.00	0.00	0.00	0.00	0.00
599-9922	REAP 7/1/2020-09/30/2021	0.00	0.00	33,487.50	0.00	33,487.50	0.00	0.00	0.00
<b>Grand Total</b>		<b>\$ 12,982,923.56</b>	<b>\$ 0.00</b>	<b>\$ 9,915,429.18</b>	<b>\$ 0.00</b>	<b>\$ 7,611,161.91</b>	<b>\$ 15,287,190.83</b>	<b>\$ 738,782.64</b>	<b>\$ 14,548,408.19</b>

## Lucas Local School District Investment Report

Invest #	Issue Date	Maturity Date	Description	Interest Rate	Invested Amount
1087	8/16/2014	8/23/2022	Sallie Mae Bank/SAL 795450D36	2.335%	\$ 250,000.00
1091	9/1/2017	9/1/2022	Discover Bank CD 254673BE5	2.300%	\$ 250,000.00
2112	9/15/2021	9/15/2022	BankUnited Natl Assn Miami 066519RG6	0.100%	\$ 248,000.00
1208	9/20/2019	9/20/2022	BMW Bank North America 05580ASH8	1.850%	\$ 235,000.00
1093	10/13/2017	10/13/2022	Synchrony Bank CD 87165ENW3	2.350%	\$ 50,000.00
1094	12/5/2017	12/5/2022	American Express Centurion CD 02587D2Q0	2.500%	\$ 200,000.00
1095	12/15/2017	12/15/2022	First NE Bank Nebraska CD 33583FAC6	2.250%	\$ 200,000.00
1096	1/10/2018	1/10/2023	Wells Fargo CD 979763MM5	2.600%	\$ 50,000.00
2101	8/11/2021	2/17/2023	Goldman Sachs Bk USA	0.200%	\$ 150,000.00
2102	8/11/2021	2/27/2023	UBS Bk USA Salt Lake City UT	0.200%	\$ 150,000.00
1097	2/28/2018	2/28/2023	Ohio Valley Bank CD 677721CS9	2.600%	\$ 25,000.00
1098	3/6/2018	3/6/2023	State Bank of India ny 856285JS1	3.000%	\$ 225,000.00
2110	9/9/2021	9/8/2023	Industrial & Colm Bk China 45581ECQ2	0.250%	\$ 200,000.00
2113	9/15/2021	9/15/2023	Vertex Cmnty Bk NA Dallas 923450cp3	0.200%	\$ 200,000.00
2112	10/1/2021	10/10/2023	Synchrony Bank CD 87165he63	0.400%	\$ 198,000.00
2204	4/4/2022	10/19/2023	JPMORGAN CHASE	2.000%	\$ 235,000.00
2114	11/18/2021	11/24/2023	Capital One Natl Assn Va	0.500%	\$ 200,000.00
2111	9/15/2021	12/15/2023	Bank Ozk 06417nb69	0.180%	\$ 200,000.00
2205	5/9/2022	11/12/2024	UBS Bk USA Salt Lake City UT	3.000%	\$ 200,000.00
<b>Total Investments at Maturity:</b>					<b>\$ 3,466,000.00</b>
		3/23/2023	U.S. Treasury T-Bills		\$ 147,588.51
			Money Market - Northern Instl Govt Select	0.220%	\$ 327,186.99
<b>GRAND TOTAL:</b>					<b>\$ 3,940,775.50</b>

Start Date: 05012022

End Date: 05312022

## LUCAS LOCAL SCHOOL DISTRICT MONTHLY CHECK REGISTER

Check Number	Type	Date	Name	Vendor #	Status	Reconcile Date	Void Date	Amount
0	PAYROLL	5/13/2022	LUCAS LOCAL SCHOOL DISTRICT		RECONCILED	5/13/2022		\$ 140,246.99
0	PAYROLL	5/27/2022	LUCAS LOCAL SCHOOL DISTRICT		RECONCILED	5/27/2022		144,215.36
0	ACCOUNTS_PAYABLE	5/26/2022	CENTURYLINK	131227	RECONCILED	5/26/2022		57.37
0	ACCOUNTS_PAYABLE	5/26/2022	DIRECT ENERGY BUSINESS	931258	RECONCILED	5/26/2022		1,573.86
0	ACCOUNTS_PAYABLE	5/26/2022	FIRELANDS ELECTRIC COOP	988500	RECONCILED	5/26/2022		381.81
0	ACCOUNTS_PAYABLE	5/10/2022	HERITAGE COOPERATIVE	396983	RECONCILED	5/10/2022		2,708.46
0	ACCOUNTS_PAYABLE	5/30/2022	HILLYARD OHIO	232220	OUTSTANDING			248.48
0	ACCOUNTS_PAYABLE	5/26/2022	LOWE'S CREDIT SERVICES	165615	RECONCILED	5/26/2022		506.06
0	ACCOUNTS_PAYABLE	5/30/2022	NAPA AUTO PARTS	397311	RECONCILED	5/30/2022		43.89
0	ACCOUNTS_PAYABLE	5/26/2022	OHIO.NET INTERNET PROVIDERS	931559	RECONCILED	5/26/2022		169.51
0	ACCOUNTS_PAYABLE	5/26/2022	PARK NATIONAL BANK	900300	RECONCILED	5/27/2022		3,898.90
0	ACCOUNTS_PAYABLE	5/31/2022	PITNEY BOWES INC.	396465	RECONCILED	5/31/2022		113.04
0	ACCOUNTS_PAYABLE	5/31/2022	PITNEY BOWES	997301	RECONCILED	5/31/2022		1,500.00
0	ACCOUNTS_PAYABLE	5/26/2022	SCHOOL EMPLOYEES RETIREMENT	902003	RECONCILED	5/27/2022		15,427.53
0	ACCOUNTS_PAYABLE	5/30/2022	SPECTRUM COMMUNICATIONS	902009	RECONCILED	5/30/2022		266.88
0	ACCOUNTS_PAYABLE	5/26/2022	STATE TEACHERS RETIREMENT SYST	902002	RECONCILED	5/27/2022		37,183.90
0	ACCOUNTS_PAYABLE	5/4/2022	TREASURER OF STATE	269950	RECONCILED	5/5/2022		697.00
0	ACCOUNTS_PAYABLE	5/31/2022	US Bank One Card	131127	RECONCILED	5/31/2022		6,676.45
22432	ACCOUNTS_PAYABLE	5/3/2022	CARLA WESTFIELD	45610	RECONCILED	5/5/2022		240.00
22433	ACCOUNTS_PAYABLE	5/3/2022	PIN HOOK MEATS	131425	RECONCILED	5/10/2022		753.00
22434	ACCOUNTS_PAYABLE	5/6/2022	COLONEL CRAWFORD H S	55300	RECONCILED	5/10/2022		140.00
22435	ACCOUNTS_PAYABLE	5/6/2022	MARIE DAVIS	66026	OUTSTANDING			20.00
22436	ACCOUNTS_PAYABLE	5/6/2022	GAME ONE	131372	RECONCILED	5/11/2022		635.00
22437	ACCOUNTS_PAYABLE	5/6/2022	GARMANN-MILLER & ASSOC.	131538	RECONCILED	5/11/2022		2,627.00
22438	ACCOUNTS_PAYABLE	5/6/2022	GRAINGER INC	105375	RECONCILED	5/11/2022		66.38
22439	ACCOUNTS_PAYABLE	5/6/2022	GUARDIAN INNOVATIONS, LLC	131485	RECONCILED	5/12/2022		3,988.20
22440	ACCOUNTS_PAYABLE	5/6/2022	HUNTINGTON NATIONAL BANK	397255	RECONCILED	5/16/2022		3,663.00
22441	ACCOUNTS_PAYABLE	5/6/2022	INTERSTATE BATTERY N.C.O	132195	RECONCILED	5/10/2022		406.20
22442	ACCOUNTS_PAYABLE	5/6/2022	Lifer, Larry	396800	RECONCILED	5/11/2022		56.25
22443	ACCOUNTS_PAYABLE	5/6/2022	LUCAS FOOD SERVICE	396189	RECONCILED	5/6/2022		1,076.52
22444	ACCOUNTS_PAYABLE	5/6/2022	NATIONAL TICKET COMPANY	396874	RECONCILED	5/10/2022		618.00
22445	ACCOUNTS_PAYABLE	5/6/2022	O A S S A	206300	RECONCILED	5/10/2022		3,410.00
22446	ACCOUNTS_PAYABLE	5/6/2022	STATE OF OHIO	257310	RECONCILED	5/11/2022		550.00
22447	ACCOUNTS_PAYABLE	5/6/2022	RICHLAND COUNTY	229025	RECONCILED	5/10/2022		38,234.13
22448	ACCOUNTS_PAYABLE	5/6/2022	RIVER EDUCATION SERVICES LLC	131397	RECONCILED	5/23/2022		4,205.00
22449	ACCOUNTS_PAYABLE	5/6/2022	ROUTE 39 DESIGNS	232265	RECONCILED	5/9/2022		552.00
22450	ACCOUNTS_PAYABLE	5/6/2022	SASCO SPECIALTY ADVERTIS	235250	RECONCILED	5/11/2022		5,418.75
22451	ACCOUNTS_PAYABLE	5/6/2022	ELIZABETH SPECKERT	256377	VOID		5/9/2022	1,040.00
22452	ACCOUNTS_PAYABLE	5/6/2022	T A C	266500	RECONCILED	5/10/2022		840.56



Start Date: 05012022

End Date: 05312022

## LUCAS LOCAL SCHOOL DISTRICT

### MONTHLY CHECK REGISTER

Check Number	Type	Date	Name	Vendor #	Status	Reconcile Date	Void Date	Amount
22453	ACCOUNTS_PAYABLE	5/6/2022	VARITRONICS, LLC	397182	RECONCILED	5/10/2022		\$ 5,863.68
22454	ACCOUNTS_PAYABLE	5/6/2022	VILLAGE OF LUCAS	276380	RECONCILED	5/11/2022		7,954.23
22455	ACCOUNTS_PAYABLE	5/18/2022	ALFRED NICKLES BAKERY	204500	RECONCILED	5/25/2022		118.00
22456	ACCOUNTS_PAYABLE	5/18/2022	CARDINAL BUS SALES	396769	RECONCILED	5/24/2022		398.86
22457	ACCOUNTS_PAYABLE	5/18/2022	CAROLINA BIOLOGICAL SUPPLY CO	45750	RECONCILED	5/23/2022		873.10
22458	ACCOUNTS_PAYABLE	5/18/2022	CINTAS CORPORATION #003	131183	RECONCILED	5/25/2022		88.14
22459	ACCOUNTS_PAYABLE	5/18/2022	COLUMBIA GAS	55990	RECONCILED	5/25/2022		1,137.70
22460	ACCOUNTS_PAYABLE	5/18/2022	COLUMBUS STATE COMM COL BOOKSTORE	131777	RECONCILED	5/24/2022		931.08
22461	ACCOUNTS_PAYABLE	5/18/2022	CRESTLINE HIGH SCHOOL	396400	RECONCILED	5/25/2022		100.00
22462	ACCOUNTS_PAYABLE	5/18/2022	DALTON GARAGE DOOR SERVICE	131780	RECONCILED	5/23/2022		665.00
22463	ACCOUNTS_PAYABLE	5/18/2022	EJ THERAPY INC	396559	RECONCILED	5/25/2022		5,045.00
22464	ACCOUNTS_PAYABLE	5/18/2022	ELZY MILLING & TRADE LTD	232325	RECONCILED	5/24/2022		44.20
22465	ACCOUNTS_PAYABLE	5/18/2022	ESC OF CENTRAL OHIO	397294	RECONCILED	5/24/2022		11,263.20
22466	ACCOUNTS_PAYABLE	5/18/2022	FAMILY LIFE COUNSELING &	131589	RECONCILED	5/25/2022		7,500.00
22467	ACCOUNTS_PAYABLE	5/18/2022	FOLLETT SCHOOL SOLUTIONS INC.	91875	RECONCILED	5/24/2022		136.61
22468	ACCOUNTS_PAYABLE	5/18/2022	G & L SUPPLY CO	96450	RECONCILED	5/24/2022		1,500.43
22469	ACCOUNTS_PAYABLE	5/18/2022	GAME ONE	131372	RECONCILED	5/25/2022		525.00
22470	ACCOUNTS_PAYABLE	5/18/2022	GORDON FOOD SERVICE	105225	RECONCILED	5/24/2022		6,034.10
22471	ACCOUNTS_PAYABLE	5/18/2022	JONES SCHOOL SUPPLY CO, INC	141375	RECONCILED	5/24/2022		152.68
22472	ACCOUNTS_PAYABLE	5/18/2022	KIDSLINK NEUROBEHAVIORAL CENTER, INC.	152075	RECONCILED	5/27/2022		4,462.50
22473	ACCOUNTS_PAYABLE	5/18/2022	LOUDONVILLE-PERRYSVILLE	396490	RECONCILED	5/24/2022		160.00
22474	ACCOUNTS_PAYABLE	5/18/2022	COMDOC, INC.	178795	RECONCILED	5/31/2022		432.77
22475	ACCOUNTS_PAYABLE	5/18/2022	MAXIM HEALTHCARE SERVICES	131600	RECONCILED	5/24/2022		3,850.00
22476	ACCOUNTS_PAYABLE	5/18/2022	MIKE & B SALES	191250	OUTSTANDING			62.00
22477	ACCOUNTS_PAYABLE	5/18/2022	MONSIDO INC	195957	OUTSTANDING			2,307.00
22478	ACCOUNTS_PAYABLE	5/18/2022	O H S A A	206345	RECONCILED	5/27/2022		550.00
22479	ACCOUNTS_PAYABLE	5/18/2022	PETERS, KALIAL & MARKAKIS	183088	RECONCILED	5/23/2022		1,323.00
22480	ACCOUNTS_PAYABLE	5/18/2022	QUILL CORPORATION	218550	OUTSTANDING			321.82
22481	ACCOUNTS_PAYABLE	5/18/2022	RIGHTWAY FOOD SERVICE	397070	RECONCILED	5/25/2022		526.59
22482	ACCOUNTS_PAYABLE	5/18/2022	SCHOOL SPECIALTY	238220	RECONCILED	5/31/2022		31.18
22483	ACCOUNTS_PAYABLE	5/18/2022	SMETZ'S TIRE CENTER	252175	RECONCILED	5/27/2022		1,122.90
22484	ACCOUNTS_PAYABLE	5/18/2022	SMITHFOODS INC	252305	RECONCILED	5/24/2022		2,001.85
22485	ACCOUNTS_PAYABLE	5/18/2022	SPIRE ADVERTISING	256557	RECONCILED	5/24/2022		1,500.00
22486	ACCOUNTS_PAYABLE	5/18/2022	STANDARD PLUMBING &	257100	RECONCILED	5/24/2022		3,280.00
22487	ACCOUNTS_PAYABLE	5/18/2022	MELISSA STRASSELL	396876	RECONCILED	5/24/2022		80.64
22488	ACCOUNTS_PAYABLE	5/18/2022	T A C	266500	RECONCILED	5/24/2022		657.01
22489	ACCOUNTS_PAYABLE	5/18/2022	TRUCK SALES & SERVICE, INC.	116090	RECONCILED	5/24/2022		43.10
22490	ACCOUNTS_PAYABLE	5/19/2022	LUCAS FOOD SERVICE	396189	RECONCILED	5/20/2022		43.65

Start Date: 05012022

End Date: 05312022

**LUCAS LOCAL SCHOOL DISTRICT  
MONTHLY CHECK REGISTER**

Check Number	Type	Date	Name	Vendor #	Status	Reconcile Date	Void Date	Amount
22491	ACCOUNTS_PAYABLE	5/20/2022	LUCAS FOOD SERVICE	396189	RECONCILED	5/20/2022		\$ 48.46
22492	ACCOUNTS_PAYABLE	5/20/2022	OBSDIAN PRODUCTIONS	206305	RECONCILED	5/23/2022		750.00
22493	ACCOUNTS_PAYABLE	5/20/2022	OPEN DOOR CAFE	131413	RECONCILED	5/25/2022		139.00
22494	ACCOUNTS_PAYABLE	5/26/2022	STARK COUNTY COG	397268	OUTSTANDING			55,100.69
22495	ACCOUNTS_PAYABLE	5/31/2022	TEAMLEADER	131528	OUTSTANDING			2,379.79
<b>Grand Total</b>								<b>\$ 555,960.44</b>

**LUCAS LOCAL SCHOOL DISTRICT**  
**Monthly Summary of Revenues by Fund**

Fund	Description	FYTD Receivable	FYTD Actual Receipts	MTD Actual Receipts	FYTD Balance Receivable	FYTD Percent Receivable
001	GENERAL	\$ 7,731,148.58	\$ 7,815,303.80	\$ 351,166.59	\$ (84,155.22)	101.09 %
003	PERMANENT IMPROVEMENT	0.00	0.00	0.00	0.00	0.00
006	FOOD SERVICE	200,573.00	289,993.98	46,528.21	(89,420.98)	144.58
007	SPECIAL TRUST	47.00	97.01	16.37	(50.01)	206.40
008	ENDOWMENT	12,038.66	12,086.87	31.32	(48.21)	100.40
018	PUBLIC SCHOOL SUPPORT	2,256.24	3,854.97	0.00	(1,598.73)	170.86
019	OTHER GRANT	50,423.92	50,423.92	0.00	0.00	100.00
020	SPECIAL ENTERPRISE FUND	0.00	0.00	0.00	0.00	0.00
070	CAPITAL PROJECTS	75,000.00	1,111,790.40	1,000,000.00	(1,036,790.40)	1482.39
200	STUDENT MANAGED ACTIVITY	17,775.00	24,878.03	1,472.81	(7,103.03)	139.96
300	DISTRICT MANAGED ACTIVITY	85,830.00	111,683.63	5,305.16	(25,853.63)	130.12
451	DATA COMMUNICATION FUND	5,400.00	5,400.00	0.00	0.00	100.00
467	Student Wellness and Success Fund	0.00	0.00	0.00	0.00	0.00
499	MISCELLANEOUS STATE GRANT FUND	0.00	0.00	0.00	0.00	0.00
507	ELEMENTARY AND SECONDARY SCHOOL EMERGENCY RELIEF FUND	331,563.89	254,803.19	13,167.03	76,760.70	76.85
508	GOVERNOR'S EMERGENCY EDUCATION RELIEF FUND	0.00	0.00	0.00	0.00	0.00
510	CORONA VIRUS RELIEF FUND	10,799.82	10,799.82	0.00	0.00	100.00
516	IDEA PART B GRANTS	117,724.65	108,946.38	9,454.52	8,778.27	92.54
572	TITLE I DISADVANTAGED CHILDREN	81,902.87	49,349.67	6,857.81	32,553.20	60.25
584	TITLE IV, PART A STUDENT SUPP AND ACADEMIC ENRICH	10,000.00	9,000.00	0.00	1,000.00	90.00
587	IDEA PRESCHOOL-HANDICAPPED	2,255.45	6,792.61	0.00	(4,537.16)	301.16
590	IMPROVING TEACHER QUALITY	16,737.40	16,737.40	0.00	0.00	100.00
599	MISCELLANEOUS FED. GRANT FUND	33,487.50	33,487.50	0.00	0.00	100.00
<b>Grand Total</b>		<b>\$ 8,784,963.98</b>	<b>\$ 9,915,429.18</b>	<b>\$ 1,433,999.82</b>	<b>\$ (1,130,465.20)</b>	

## LUCAS LOCAL SCHOOL DISTRICT

### Spending Plan Summary

ODE Line Number	Monthly Estimate	Monthly Actual	Monthly Difference	FYTD Estimate	FYTD Actual	FYTD Difference
01.010 General Property (Real Estate)	\$ 2,517.00	\$ 0.00	\$ (2,517.00)	\$ 1,773,892.00	\$ 1,851,085.85	\$ 77,193.85
01.020 Tangible Personal Property Tax	160.00	0.00	(160.00)	2,268,528.00	2,439,755.55	171,227.55
01.030 Income Tax	0.00	0.00	0.00	0.00	0.00	0.00
01.035 Unrestricted Grants-in-Aid	202,452.00	184,986.89	(17,465.11)	2,330,051.00	2,609,333.39	279,282.39
01.040 Restricted Grants-in-Aid	2,595.00	4,938.28	2,343.28	29,765.00	212,286.12	182,521.12
01.045 Restricted Federal Grants-in-Aid - SFSF	0.00	0.00	0.00	0.00	0.00	0.00
01.050 Property Tax Allocation	51,922.00	147,498.10	95,576.10	240,738.00	311,166.51	70,428.51
01.060 All Other Operating Revenue	128,689.00	8,571.87	(120,117.13)	678,906.00	344,444.69	(334,461.31)
01.070 Total Revenue	388,335.00	345,995.14	(42,339.86)	7,321,880.00	7,768,072.11	446,192.11
02.010 Proceeds from Sale of Notes	0.00	0.00	0.00	0.00	0.00	0.00
02.020 State Emergency Loans & Advancements (Approved)	0.00	0.00	0.00	0.00	0.00	0.00
02.040 Operating Transfers-In	0.00	0.00	0.00	0.00	0.00	0.00
02.050 Advances-In	0.00	0.00	0.00	0.00	17,742.69	17,742.69
02.060 All Other Financial Sources	0.00	5,171.45	5,171.45	0.00	29,489.00	29,489.00
02.070 Total Other Financing Sources	0.00	5,171.45	5,171.45	0.00	47,231.69	47,231.69
<b>02.080 Total Revenues and Other Financing Sources</b>	<b>388,335.00</b>	<b>351,166.59</b>	<b>(37,168.41)</b>	<b>7,321,880.00</b>	<b>7,815,303.80</b>	<b>493,423.80</b>
03.010 Personal Services	247,152.00	268,400.28	21,248.28	3,369,529.00	3,160,543.03	(208,985.97)
03.020 Employees' Retirement/Insurance Benefits	114,182.00	104,984.79	(9,197.21)	1,129,612.00	1,112,019.38	(17,592.62)
03.030 Purchased Services	148,418.00	81,709.04	(66,708.96)	1,577,216.00	759,343.83	(817,872.17)
03.040 Supplies and Materials	50,154.00	21,865.41	(28,288.59)	499,045.00	305,585.22	(193,459.78)
03.050 Capital Outlay	19,242.00	0.00	(19,242.00)	270,333.00	46,398.47	(223,934.53)
03.060 Intergovernmental	0.00	0.00	0.00	0.00	0.00	0.00
04.010 Debt Service: All Principal (Historical)	0.00	0.00	0.00	0.00	0.00	0.00
04.020 Debt Service: Principal-Notes	0.00	0.00	0.00	0.00	0.00	0.00
04.030 Debt Service: Principal - State Loans	16,784.00	0.00	(16,784.00)	122,265.00	0.00	(122,265.00)
04.040 Debt Service: Principal - State Advancements	0.00	0.00	0.00	0.00	0.00	0.00
04.050 Debt Service: Principal - HB 264 Loans	0.00	0.00	0.00	0.00	37,000.00	37,000.00
04.055 Debt Service: Principal - Other	0.00	0.00	0.00	0.00	0.00	0.00
04.060 Debt Service: Interest and Fiscal Charges	0.00	3,663.00	3,663.00	0.00	3,923.99	3,923.99
04.300 Other Objects	0.00	2,473.89	2,473.89	0.00	101,524.31	101,524.31
04.500 Total Expenditures	595,932.00	483,096.41	(112,835.59)	6,968,000.00	5,526,338.23	(1,441,661.77)
05.010 Operational Transfers - Out	0.00	1,000,000.00	1,000,000.00	0.00	1,111,790.40	1,111,790.40
05.020 Advances - Out	0.00	0.00	0.00	0.00	0.00	0.00
05.030 All Other Financing Uses	0.00	0.00	0.00	0.00	0.00	0.00
05.040 Total Other Financing Uses	0.00	1,000,000.00	1,000,000.00	0.00	1,111,790.40	1,111,790.40
<b>05.050 Total Expenditure and Other Financing Uses</b>	<b>595,932.00</b>	<b>1,483,096.41</b>	<b>887,164.41</b>	<b>6,968,000.00</b>	<b>6,638,128.63</b>	<b>(329,871.37)</b>
<b>06.010 Excess Rev &amp; Oth Financing Sources over(under) Exp &amp; Oth F</b>	<b>(207,597.00)</b>	<b>(1,131,929.82)</b>	<b>(924,332.82)</b>	<b>353,880.00</b>	<b>1,177,175.17</b>	<b>823,295.17</b>
07.010 Cash Balance-July1 -Excluding Proposed Renew/Replace & New	0.00	12,905,419.31	12,905,419.31	0.00	10,596,314.32	10,596,314.32
07.020 Cash Balance June 30	(207,597.00)	11,773,489.49	11,981,086.49	353,880.00	11,773,489.49	11,419,609.49
08.010 Estimated Encumbrances June 30	0.00	526,384.95	526,384.95	0.00	526,384.95	526,384.95